Paramount Center for the Arts

Technical Information

Updated Spring 2022

913 West Saint
Germain Street St.
Cloud, Minnesota
56301 Box Office:
320.259.5463

For questions please contact:
Frank Grether
Technical Director
Email: fgrether@paramountarts.org
Office: (320) 257-3124
Cell: (320) 282-8668

Stage Specs

Mainstage

The stage is 29’ deep. The apron downstage of the plaster line is 6’. The orchestra pit elevator extends the apron 12’. Altogether the stage measures 47’ deep by 40’ wide.

Proscenium

The decorative proscenium arch is 39’11” wide x 21’8” high. Directly behind the proscenium arch is the fire curtain pockets that need to be kept open and accessible by orders of the St. Cloud Fire Marshall.

Orchestra Pit

The orchestra pit elevator is 40’ wide. It measures 12’ from the downstage edge to the upstage edge at the centerline and 8’ at the offstage ends. Pit lift is a Joyce-Dayton screw lift and can
be set at any height. The normal stage height for the pit is 2’10” above the audience level floor leaving 8’ more of travel depth to the basement level. The pit drops to two double hung doors into the pit storage room and one door to the green room. The two double hung doors for storage area have openings that are 5’10” high and 5’4” wide.

Wing Space

Stage right has 12’ of clear space from the upstage edge of the plaster line tapering to 10’23” to the back wall. Stage left has 12’ of clear space from the upstage edge of plaster line tapering to 9’ at 20’6” upstage of the plaster line. There is a 4’ crossover from the last baton used to the furthest upstage wall of the stage.

Grid Height

From deck to top of catwalks is 44’ with effective flying height of 40’.

Stage Height

Front edge of stage is 2’10” above first row floor. Stage is at same height as row J (see seating chart). Improved stage screws and dry wall screws allowed but must be sealed properly at the expense of the client. Floor may be covered with pre-painted “Masonite”. All holes in stage floor must be plugged after use at the expense of the client.

Loading Area

The loading area has direct access to the stage; however, this access is from a busy street and proper precautions need to be taken care of before this area is accessible. Please make sure to discuss your load-in requirements and times with the Technical Director. The loading doors are 3ft above the sidewalk. We DO NOT have a ramp that has access to the doors from the sidewalk. These are double hung doors that measure 7’8” wide x 6’ 10” tall on the lower half, but with the second higher level it measures 7’8” wide x 13’ 7.5” tall. For heavy equipment/road cases there is an accessible hallway from the sidewalk to the theatre house; we then lower the pit to house level to load the equipment to the stage. This door measures 3’7” wide x 6’11” tall and enters a long hallway to a door to the theatre that measures 2’6” wide x 6’7” tall.

Loading Dock Policy

Short-term

- Contact and confirm with Lead Technician one half hour prior to arrival time.
- The technicians will set up cones and signs to close the Right Lane of traffic only.
  - There is heavy traffic between 7-8:30am so we try to avoid blocking the lane during that time.
- Smaller vehicles may be able to pull up on the sidewalk for small items or we can assist carrying in personal item from the parking ramp.
- Truck(s) will pull up in the closed right lane next to the curb
- The equipment will then load-in by lifting through large doors to stage, any equipment on wheels may be brought in through a narrow side hallway to be rolled onto the pit lift and raised to the stage floor level.
- (The load bearing weight of the stage is 100lbs per sq/n.)

No Bus shore power is available

Long Term/extreme loads/double lane closures

- Same as above
- Need special permission by the City Counsel of St. Cloud through the Paramount Theatre Management.

Frank Grether - Technical Director Paramount Theatre
Office: (320) 257-3124
Cell: (320) 282-8668
FGrether@ParamountArts.org

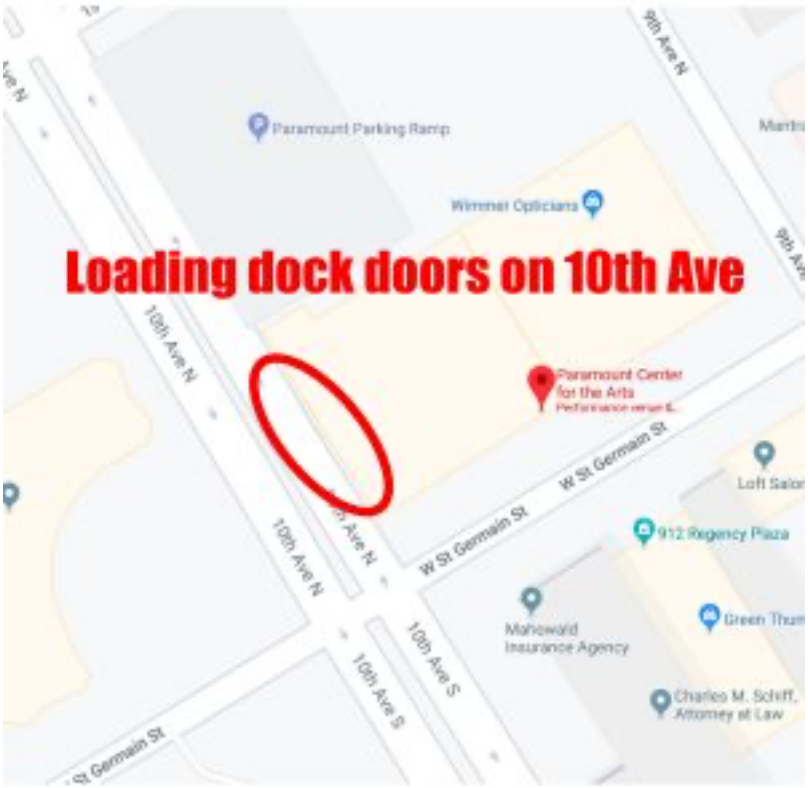

Storage

There is limited stage available for a short duration. If there are any extraordinary storage needs it should be discussed ahead of time with the Technical Director.

Green Room/Dressing Room

The dressing room is a co-ed room with curtains separating the sides. There are mirrors, makeup lights, counters, hanging racks, lockers, bathroom stalls, and showers available if needed. We do not have single dressing room areas for personal performers. The green room contains hanging racks, lounge area, tables, chairs, refrigerator, microwave, and coffee pots. The laundry room area contains a washer, a dryer, ironing boards, irons, a sewing supplies, mop and mop bucket, and a large industrial sink.

Lighting and Sound console locations

The light and sound board consoles are positioned on the main level, in the back of the theatre, behind the audience. The total area measures 31' wide x 8' deep. The total available space for additional consoles and equipment is 11' wide x 8' deep. Occasionally the spot light booth is also used by request.

Seating

There are 806 seats in the theatre. They are 495 chairs on the main level and 290 in the balcony. There are 8 wheelchair accessible positions at the back of the main floor. Please keep this in mind when performers enter and exit the audience foe interaction in a production.

Fire Hazards

Pyrotechnics and open flames are NOT allowed in the Paramount Theatre by orders of the City of St. Cloud Fire Marshall. There are no exceptions. The technical director may ask you to modify your stage layout if it is deemed a hazard. The fire curtain line cannot be blocked by anything.

Diagrams, Plots, Layouts

There are House Hang plots, Dimmer/Circuit plots, Patch Schedules, Audio Jack Layouts, and Stage Diagrams. Are included at the end of this document. Vectorworks models should be available soon.

Power

Seven (7) available and four (4) empty 20A circuits, 120V 1 phase, onstage recepticles.
400 amp 3 phase lug connection on the stage left mezzanine. Temporary hookup only, bare copper pig tails required to tie in distro.

Sound & Video Inventory

Hearing Assist System: Listen wireless system with 27 receivers

Remote Monitor: Monitor to Green Room and Dressing Rooms and Lobby if requested

Production Communications: Telex Audicom, 2-channel base, hardwired
Seven (7) headsets (assorted styles), Seven (7) belt packs (See layout diagram for station locations),

Audio Jacks: (see layout diagram)

Mixing console

- Soundcraft Si3 digital console located back of the house on the main level

FOH Rack

- APC Smart UPS C1500 Connected to a Furman PL-Plus Series II Power Conditioner
- Signal Processing - BSS Soundweb London BLU-160 Digital Signal Processor (Limited to 115dbs to protect the equipment)
- MacMini 2012 Server for video playback and audio recording w/ LG USB BluRay Drive and RME MadiFace for 64x64 digital multitracking connected to Soundcraft Madi inface in the mixing console.
- Standalone Bluray/DVD/CD/Minidisc players available upon request

Flown Speakers

- House Right and Left Proscenium: Flown PA is 3-way tri-amped full range in a L/R configuration, with mono ground stacked subs on an aux buss and front fills on a matrix buss. Total FOH amplifier power is 11,600W with the connected loads.
- JBL loudspeaker line-arrays (x4-JBL VRX932LA, & x1-JBL VRX918S (subwoofer) flown House Left, and x4-JBL VRX932LA, & x1-JBL VRX918S (subwoofer) flown House right), powered by (2) Lab.gruppen C 48:4x, (1) lab.gruppen C5:4x. (single 18in speakers)

Ground Speakers

- JBL sub-woofers (x1-JBL SRX728S ground stacked house left, and x1-JBL SRX728S ground stacked house right), powered by (1) Lab.gruppen C 48:4x (note: channels 3&4 of C48:4x from array subwoofer amplifier.) (dual 18in speakers)
- Front Fill (6) JBL AC16 2-way front fills (distributed across the down-stage lip of stage), powered by (1) Lab.gruppen C 28:4x.

All amplifiers controlled via Lab.gruppen NLB 60E Nomadlink Bridge & network controller.

Stage Monitors

- (8) Mackie SRM450 powered monitors (active)
- (5) Mackie SRM350 powered monitors (active)

Direct Input Boxes(DIs):

- (8) passive
- (1) - stereo passive
- (4) - Behringer Ultra-DI – active

Microphones

- (4) Crown PCC-160 (floor mics)
- (5) Shure Beta 87a Wireless Handheld mics
- (4) Rode NT5 Condenser mics
- (7) Shure SM 58
- (5) Shure SM 57
- (1) Beta 87a (cabled)
- Audix DP2 Drum mic set, with:
    - One (1) D-1
    - Two (2) D-2 (1)D-4 (1)D-6
    - Four (4) Gooseneck clips
- (5) Shure Beta 53 (headset mics)

Audio Accessories

- Mic Stands
    - (12) straight, round/house shoe base stands
    - (15) tall, tripod boom stands 13 black 2 silver
    - (6) short, tripod boom stands
    - (2) tabletop stands
    - (2) Solid base boom stands (can be used as tabletop stands)
    - (2) On-Stage MSA-9508 add-on stand bars (to connect two mics on one stand)
- (2) Tripod speaker stands
- Assortment of turnarounds and adapters

- Cable:
    - 150ft 16x4 stage snake (16 inputs, 4 outputs)
    - 2x 10ft 8-channel sub snake (bundled mic cable)
    - 21 10ft 3pin XLR male to female
    - 30 25ft 3pin XLR male to female
    - 4 ¼" male x ¼" male balanced connection cables (assorted lengths)

Acoustic Sound Equipment

- (2) flown sound shell cloud units with lights
- (9) portable sound shell towers

Backline

- Bass Rig - Gallien Krueger 410 Gallien Krueger Backline 600 300w amp head
- Guitar Amplifiers – Fender Twin (2x12)
    - #AC072670
    - #AC058975
- 7ft Yamaha Grand Piano C7
- Yamaha Upright Piano
- (4) Guitar Stands

Eiki LC-HDT 1000 10,000 Lumen Projector (mounted in the projection booth)

Cinema projection screen 30'x20' permanently hung on fly line set 4
Square 20'x20' projection screen usually hung on line set 16 both can be front or rear projection

Video Recording equipment

- (2) GoPro Hero 7 Black w/ HDMI adapters and ¼-20 tripod mounts
- Blackmagic Design Pocket Cinema 6k w/ Canon 24-105mm IS II USM Lens
- Blackmagic Design ATEM MINI EXTREME ISO (Eight input, two out put HDMI switcher/recorder).
- (1) Magnus VT-4000 Fluid head tripod
- (2) Camvate ¼-20 to 5/8-27 adapters (mic stand to tripod mount)
- Three (3) Monoprice Blackbird 4K Pro HDBaseT Extender Kit, IR, 70m with PoC, RS-232, HDCP 2.2
- Two (2) Monoprice Blackbird 4K Pro HDBaseT Extender Kit, 100m with PoH, RS-232, HDCP 2.2
- Various CAT5e, CAT6, CAT7 cables (more as be made onsite if needed).
- HDMI Cables
    - (2) 30'
    - (4) 10'
    - (8) 6'
    - (2) 3' extensions
- Hardwired internet connection at FOH positions approximately 200Mbps down 10Mbps up
- Various flash storage for video recording

PLEASE ADVANCE WITH TECHNICAL DIRECTOR HOW YOU WILL BE GETTING YOUR VIDEO FILES

Lighting Inventory

Dimmers:

- (144) Total 2.4 kW. Dimmers in
- Sensor Rack and (2) ETC Unison Racks. All DMX 512-1024
- Usage (78) hardwired to dedicated permanent stage lighting circuit locations-16 of these are parallel to drop cords in patch bay (see circuit maps and charts)
- (52) 2.4 kW. Dimmers with stage pin receptacles are available in patch bay, hardwired to house lighting circuits.
- Circuits (269) 20amp stage pin circuits throughout the house and stage area. (78 have dedicated dimmers and terminate at the Sensor Rack. 191 available via drop cord in the patch bay).

Lighting Consoles:

- ETC ION XE20 (with iPad Remote, wireless router, switch avail to move desk to tech table)
- ETC Express 48/96 w/remote (if requested)
    - Consoles usually located at the back of the house on main level.

Houselights:

- Controllable from the lighting console or from ETC Digital Architectural System (LCD) control positions located stage right, in the lighting booth and in the box office.

Front of House Positions:

- Follow Spot positions, 88' throw @ 12deg
- Back of balcony rails, 99' throw @ 13deg Front of balcony rail, 70' throw @ 14deg 2nd Cat, 54' throw @ 30deg
- 2nd Cat Box Boom, 52' @ 25deg 1st Cat, 35' @ 51deg
- 1st Cat Box Boom, 31' @ 45deg

Equipment Inventory

- Luminaires:
    - (4) 10deg ETC Source Four lekos (4 hung) (11.5 gel frame)
    - (26) 19deg ETC Source Four lekos (20 hung) (6.25 gel frame)
    - (44) 26deg ETC Source Four lekos (30 hung) "
    - (18) 36deg ETC Source Four lekos (6 hung) "
    - (28) 50deg ETC Source Four lekos (16 hung) "
    - (15) LED Colorado 2-Quad Zoom Tour Pars
    - L&E #65-71/3 3-bay 1K Cyc-lights (all hung) (11.75x10gel frame)
    - (2) Lycian Super Arc 400 model 1266 (lamp: HTI-400/24 metal halide) follow spots located at the back of the balcony-house right and house left booths

- Accessories:
    - (4) size A pattern holders
    - ~(24)size B pattern holders
    - (4) 7.5 gel frame Top Hats
    - (12) 7.5 gel frame Barn Doors
    - (6) 50lb boom bases
    - (4) 14ft pipes
    - (2) 10ft
    - (6) 7ft pipes (flown on electric in house plot)
    - (2) 3ft pipes

    - (8) single instrument breakrotor bases
    - (25) Music Stand Lights (70 Music Stands)
- Cable Lighting Cable Inventory not used in the house plot
    - Extensions
        - 50' ×2
        - 30' x1
        - 25’ x1
        - 20' x1
        - 15' x4
        - 12' x3
        - 10’ x3
        - 8' x10
        - 5’ x19
        - 3' x8
        - 2' x2
        - 1' x6
    - Twofers
        - 10' x2
        - 8’ x3
        - 5’ x3
        - 3’ x5
        - <2' x7
    - Threefers
        - 1.5'x 2
    - Adapters
        - Male stage pin to female Edison black x9, orange × 5
        - Female stage pin to male Edison x5

Dance Floor

Harlequin Studio (black, w/3mm pad)

Risers

- Six 4ftx8ft Stage 100 Polyvinyl Platforms (black edge aluminum) level load bearing weight is 125lbs per sq ft
- Six 4ftx8ft Stage 100 Plywood Platforms (natural edge aluminum)
- Legs
    - 8in x24 Black
    - 16in x24 Black
    - 24in x24 Silver
- 7ft x20 (10 Cross braced sections for orchestra pit extension)

Paramount Theatre Group Specials List

Group	Channels	Color	Purpose	Hang Location	S4 fixture
1	1 - 5		front wash 1 DS	far catwalk	19deg
2	6 - 10		front wash 1 MS	near catwalk	26 deg
3	11 - 15		front wash 1 US	1st electric	50deg
4	16 - 20		front wash 2 DS	far catwalk	19deg
5	21 - 25		front wash 2 MS	near catwalk	26 deg
6	26 - 30		front wash 2 US	1st electric	50deg
7	31 - 34		front wash 3 (full stage)	far house booms	19deg
8	41 - 44		side light 1 SR	near cat end / electrics SR	5,26deg..3,36deg
9	45 - 48		side light 2 SL	near cat end / electrics SL	5,26deg..3,36deg
10	49 - 52		side light 3 SR	near boom / electrics SR	5,26deg..3,36deg
11	53 - 56		side light 4 SL	near boom / electrics SL	5,26deg..3,36deg
12	57 - 60		side light 5 SR	near boom / drop pipe SR	5,26deg..3,36deg
13	61 - 64		side light 6 SL	near boom / drop pipe SL	5,26deg..3,36deg
14	71 - 85		LED top light (full stage)	electrics	
15	72,74,76,78,80,82,84		LED top light (even chnls)	electrics	
16	71,73,75,77,79,81,83,85		LED top light (odd chnls)	electrics	
17	91 - 93		cyc color 1	electric 3	
18	94 - 96		cyc color 2	electric 3	
19	97 - 99		cyc color 3	electric 3	
	101		**22 Specials**	far catwalk	19deg
	102		↓	far catwalk	10deg
	103			far catwalk	10deg
	104		↓	far catwalk	10deg
	105			far catwalk	10deg
	106			far catwalk	19deg
	107			near catwalk	19deg
	108		↓	near catwalk	19deg
	109			near catwalk	19deg
	110			near catwalk	19deg
	111			near catwalk	19deg
	112		↓	near catwalk	19deg
	113			1st electric	50deg
	114			1st electric	19deg
	115			1st electric	19deg
	116		↓	1st electric	50deg
	117			2nd electric	50deg
	118			2nd electric	19deg
	119			2nd electric	19deg
	120		↓	2nd electric	50deg
	121			3rd electric	50deg
	122		↓	3rd electric	50deg
	House Lights, etc.				
	131		curtain warmers		
	132		HL stage steps		
	133		HR stage steps		
	134		lobby		
	135		chandeliers		
	136		sconzes		
	137		back of house / balcony		
	138		bowls		

Paramount Theatre Channel Hook Up Front Light

Position	Circuit	Dimmer	Channel	Group	Focus
far catwalk	19	9	1	1	downstage clr 1
far catwalk	24 (P)	101	2	1	downstage clr 1
far catwalk	29	14	3	1	downstage clr 1
far catwalk	35	17	4	1	downstage clr 1
far catwalk	40 (P)	140	5	1	downstage clr 1
near catwalk	63	29	6	2	midstage clr 1
near catwalk	68 (P)	45 (h13)	7	2	midstage clr 1
near catwalk	73	34	8	2	midstage clr 1
near catwalk	79	37	9	2	midstage clr 1
near catwalk	84 (P)	136	10	2	midstage clr 1
1st electric	141 (P)	137	11	3	upstage clr 1
1st electric	137	57	12	3	upstage clr 1
1st electric	131	55	13	3	upstage clr 1
1st electric	127 (P)	143	14	3	upstage clr 1
1st electric	122	52	15	3	upstage clr 1
far catwalk	20 (P)	100	16	4	downstage clr 2
far catwalk	25	12	17	4	downstage clr 2
far catwalk	31	15	18	4	downstage clr 2
far catwalk	36 (P)	103	19	4	downstage clr 2
far catwalk	41	20	20	4	downstage clr 2
near catwalk	64 (P)	81 (h19)	21	5	midstage clr 2
near catwalk	69	32	22	5	midstage clr 2
near catwalk	75	35	23	5	midstage clr 2
near catwalk	80 (P)	97	24	5	midstage clr 2
near catwalk	85	40	25	5	midstage clr 2
1st electric	140	58	26	6	upstage clr 2
1st electric	136 (P)	98	27	6	upstage clr 2
1st electric	130 (P)	3 (h3)	28	6	upstage clr 2
1st electric	125	53	29	6	upstage clr 2
1st electric	121 (P)	47 (h15)	30	6	upstage clr 2
far house booms	9	5	31	7	full stage clr 3
far house booms	10	6	32	7	full stage clr 3
far house booms	49	23	33	7	full stage clr 3
far house booms	50	24	34	7	full stage clr 3

Paramount Theatre Channel Hook Up Side Light, Top Light

Position	Circuit	Dimmer	Channel	Group	Focus
near cat end	60 (2fer)	28	41	8	side light 1 sr
1st electric	143 (2fer)	59	42	8	side light 1 sr
2nd electric	179 (2fer)	71	43	8	side light 1 sr
3rd electric	208 (P, 2fer)	135	44	8	side light 1 sr
near cat end	88 (2fer)	41	45	9	side light 1 sl
1st electric	119 (2fer)	51	46	9	side light 1 sl
2nd electric	155 (2fer)	63	47	9	side light 1 sl
3rd electric	189 (P, 2fer)	133	48	9	side light 1 sl
near cat boom	53, 54	25, 26	49	10	side light 2 sr
1st electric	146 (2fer)	60	50	10	side light 2 sr
2nd electric	183 (P, 2fer)	46 (h14)	51	10	side light 2 sr
3rd electric	209 (2fer)	76	52	10	side light 2 sr
near cat boom	93, 94	43, 44	53	11	side light 2 sl
1st electric	116 (2fer)	50	54	11	side light 2 sl
2nd electric	152 (2fer)	62	55	11	side light 2 sl
3rd electric	187 (P, 2fer)	121	56	11	side light 2 sl
near cat boom	55 (P, 2fer)	141	57	12	side light 3 sr
1st electric	148 (P, 2fer)	102	58	12	side light 3 sr
2nd electric	184 (P, 2fer)	2 (h2)	59	12	side light 3 sr
3rd electric	210 (P, 2fer)	134	60	12	side light 3 sr
near cat boom	95 (P, 2fer)	122	61	13	side light 3 sl
1st electric	113 (2fer)	49	62	13	side light 3 sl
2nd electric	149 (2fer)	61	63	13	side light 3 sl
3rd electric	185 (2fer)	73	64	13	side light 3 sl
1st electric	link	145	71	14 / 16	top light 1
1st electric	link	157	72	14 / 15	top light 1
1st electric	link	169	73	14 / 16	top light 1
1st electric	link	181	74	14 / 15	top light 1
1st electric	123 (nd)	193	75	14 / 16	top light 1
2nd electric	link	205	76	14 / 15	top light 2
2nd electric	link	217	77	14 / 16	top light 2
2nd electric	link	229	78	14 / 15	top light 2
2nd electric	link	241	79	14 / 16	top light 2
2nd electric	160 (nd)	253	80	14 / 15	top light 2
3rd electric	link	265	81	14 / 16	top light 3
3rd electric	link	277	82	14 / 15	top light 3
3rd electric	link	289	83	14 / 16	top light 3
3rd electric	186 (nd)	301	84	14 / 15	top light 3
3rd electric	186 (nd)	313	85	14 / 16	top light 3

Position	Circuit	Dimmer	Channel	Group	Focus
3rd electric	202(P), 207(P)	131	91	17	cyc color 1
3rd electric	196(P), 201(P)	128	92	17	cyc color 1
3rd electric	190(P), 195(P)	127	93	17	cyc color 1
3rd electric	205(P,2fer)	130	94	18	cyc color 2
3rd electric	199(P,2fer)	126	95	18	cyc color 2
3rd electric	193(P,2fer)	124	96	18	cyc color 2
3rd electric	204(P,2fer)	129	97	19	cyc color 3
3rd electric	198(P,2fer)	125	98	19	cyc color 3
3rd electric	192(P,2fer)	123	99	19	cyc color 3
far catwalk	21	10	101		special
far catwalk	23	11	102		special
far catwalk	27	13	103		special
far catwalk	33	16	104		special
far catwalk	37	18	105		special
far catwalk	39	19	106		special
near catwalk	65	30	107		special
near catwalk	67	31	108		special
near catwalk	71	33	109		special
near catwalk	77	36	110		special
near catwalk	81	38	111		special
near catwalk	83	39	112		special
1st electric	138(P)	99	113		special
1st electric	134	56	114		special
1st electric	128	54	115		special
1st electric	124(P)	142	116		special
2nd electric	173	69	117		special
2nd electric	170	68	118		special
2nd electric	164	66	119		special
2nd electric	161	65	120		special
3rd electric	203	74	121		special
3rd electric	197	72	122		special
near cat booms	56(P), 96(P)	132	131		curtain warmers
near cat end	57	27	132		HL stage steps
near cat end	91	42	133		HR stage steps
		91-96	134		lobby
		83	135		chandeliers
		84	136		sconzes
		85, 90	137		balcony, BOH
		86-89	138		bowls

Paramount Theatre
Far Catwalk Unit Schedule Units Numbered HL to HR

Used: Source Four Leko 12, 19deg
4, 10deg

Unit	Type	Position	Circuit	Dimmer	Channel	Purpose	Color
		25'	*13*	*7*	*132*	*stg steps*	*not hung*
		24'					
		23'	*14 (P)*				
		22'	*15 (P)*				
		21'	*16*	*8*			
		20'					
		19'	*17 (P)*				
		18'	*18 (P)*				
		17'					
		16'					
1	19 deg	15'	*19*	*9*	1	front light 1 (DS)	
2	19 deg	14'	*20 (P)*	*100*	16	front light 2 (DS)	
		13'					
3	19deg	12'	*21*	*10*	101	special	
		11'	*22 (P)*				
4	10 deg	10'	*23*	*11*	102	special	
		9'					
5	19 deg	8'	*24 (P)*	*101*	2	front light 1 (DS)	
6	19 deg	7'	*25*	*12*	17	front light 2 (DS)	
		6'	*26 (P)*				
		5'					
7	10 deg	4'	*27*	*13*	103	special	
		3'	*28 (P)*				
		2'					
8	19 deg	1'	*29*	*14*	3	front light 1 (DS)	
		CTR	*30 (P)*				
9	19 deg	1'	*31*	*15*	18	front light 2 (DS)	
		2'	*32 (P)*				
		3'					
10	10 deg	4'	*33*	*16*	104	special	
		5'	*34 (P)*				
		6'					
11	19 deg	7'	*35*	*17*	4	front light 1 (DS)	
12	19 deg	8'	*36 (P)*	*103*	19	front light 2 (DS)	
		9'					
13	10 deg	10'	*37*	*18*	105	special	
		11'	*38 (P)*				
14	19deg	12'	*39*	*19*	106	special	
		13'					
15	19 deg	14'	*40 (P)*	*140*	5	front light 1 (DS)	
16	19 deg	15'	*41*	*20*	20	front light 2 (DS)	
		16'					
		17'	*42 (P)*				
		18'	*43 (P)*				
		19'	*44*	*21*			
		20'					
		21'	*45 (P)*				
		22'	*46 (P)*				
		23'					
		24'					
		25'	*47*	*22*	*133*	*stg steps*	*not hung*
	Note: Open circuits (w/o dimmers) can be soft patched in the dimmer room.						

Paramount Theatre
Near Catwalk Unit Schedule Units Numbered HL to HR

Used: Source Four Leko 6 19deg
16 26deg

Unit	Type	Position	Circuit	Dimmer	Channel	Purpose	Color
1	26deg	25'	*57*	*27*	*132*	*stairs*	
		24'	*58 (P)*				
		23'	*59 (P)*				
2/3	26deg/26deg	22'	*60 (2fer)*	*28*	41	side light 1	
		21'					
		20'	*61 (P)*				
		19'	*62 (P)*				
		18'					
		17'					
		16'					
4	26deg	15'	*63*	*29*	6	front light 1 (MS)	
5	26 deg	14'	*64 (P)*	*81(h19)*	21	front light 2 (MS)	
		13'					
6	19 deg	12'	*65*	*30*	107	special	
		11'	*66 (P)*				
7	19 deg	10'	*67*	*31*	108	special	
		9'					
8	26 deg	8'	*68 (P)*	*45(h13)*	7	front light 1 (MS)	
9	26 deg	7'	*69*	*32*	22	front light 2 (MS)	
		6'	*70 (P)*				
		5'					
10	19 deg	4'	*71*	*33*	109	special	
		3'	*72 (P)*				
		2'					
11	26 deg	1'	*73*	*34*	8	front light 1 (MS)	
		CTR	*74 (P)*				
12	26 deg	1'	*75*	*35*	23	front light 2 (MS)	
		2'	*76 (P)*				
		3'					
13	19 deg	4'	*77*	*36*	110	special	
		5'	*78 (P)*				
		6'					
14	26 deg	7'	*79*	*37*	9	front light 1 (MS)	
15	26 deg	8'	*80 (P)*	*97*	24	front light 2 (MS)	
		9'					
16	19 deg	10'	*81*	*38*	111	special	
		11'	*82 (P)*				
17	19 deg	12'	*83*	*39*	112	special	
		13'					
18	26 deg	14'	*84 (P)*	*136*	10	front light 1 (MS)	
19	26 deg	15'	*85*	*40*	25	front light 2 (MS)	
		16'					
		17'					
		18'	*86 (P)*				
		19'	*87 (P)*				
		20'					
		21'					
20/21	26deg/26deg	22'	*88 (2fer)*	*41*	45	side light 1	
		23'	*89 (P)*				
		24'	*90 (P)*				
22	26 deg	25'	*91*	*42*	*133*	*stairs*	
	Note: Open circuits (w/o dimmers) can be soft patched in the dimmer room.						
	See attached sheet for available dimmers.						

Paramount Theatre
House Boom Unit Schedule

Used: Source Four Leko 4 19deg, 10 26deg,

Unit	Type	Position	Circuit	Dimmer	Channel	Purpose	Color
1	S4-19 deg	hl far cat bm top	*9*	*5*	31	front light 3	
2	S4-19 deg	hl far cat bm bot	*10*	*6*	32	front light 3	
			11 (P)				
			12 (P)				
1	S4-19 deg	hr far cat bm top	*49*	*23*	33	front light 3	
2	S4-19 deg	hr far cat bm bot	*50*	*24*	34	front light 3	
			51 (P)				
			52 (P)				
1	S4-26 deg	hl near cat bm top	*53*	*25*	49	side light 2	
2	S4-26 deg	hl near cat bm top	*54*	*26*	49	side light 2	
3/4	S4-26 deg	hl near cat bm mid	*55 (P, 2fer)*	*141*	57	side light 3	
5	S4-26 deg	hl near cat bm bot	*56 (P)*	*132*	131	curtain warmer	
1	S4-26 deg	hr near cat bm top	*93*	*43*	53	side light 2	
2	S4-26 deg	hr near cat bm top	*94*	*44*	53	side light 2	
3/4	S4-26 deg	hr near cat bm mid	*95 (P, 2fer)*	*122*	61	side light 3	
5	S4-26 deg	hr near cat bm bot	*96 (P)*	*132*	131	curtain warmer	
	NOTE: Open circuits can be soft patched at the dimmer room.						
	See attached sheet for available dimmers.						

Paramount Theatre
1st Electric Unit Schedule Units Numbered SR to SL

Used: Source Four Leko 2 19deg, 6 26deg, 6 36deg 12 50deg, 5 LED Par Zoom

Unit	Type	Position	Circuit	Dimmer	Channel	Purpose	Color
1/2	36deg/26deg	drop bar	*148 (P, 2fer)*	*102*	58	side light 3	
		24'					
		23'	*147 (P)*				
3/4	36deg/26deg	22'	*146 (2fer)*	*60*	50	side light 2	
		21'					
		20'	*145 (P)*				
		19'	*144 (P)*				
5/6	36deg/26deg	18'	*143 (2fer)*	*59*	42	side light 1	
		17'					
		16'	*142 (P)*				
7	50deg	15'	*141 (P)*	*137*	11	front light 1	
8	50deg	14'	*140*	*58*	26	front light 2	
		13'					
9	LED Par Zoom	12'	link	*145*	71	stage wash	
		11'	*139 (P)*				
10	50deg	10'	*138 (P)*	*99*	113	special	
		9'					
11	50deg	8'	*137*	*57*	12	front light 1	
12	50deg	7'	*136 (P)*	*98*	27	front light 2	
13	LED Par Zoom	6'	link	*157*	72	stage wash	
		5'	*135*				
14	19deg	4'	*134*	*56*	114	special	
		3'	*133 (P)*				
		2'	*132 (P)*				
		1'					
15	50deg	0.5	*131*	*55*	13	front light 1	
16	LED Par Zoom	CTR	link	*169*	73	stage wash	
17	50deg	0.5	*130 (P)*	*3 (h3)*	28	front light 2	
		1'					
		2'					
		3'	*129 (P)*				
18	19deg	4'	*128*	*54*	115	special	
		5'	127				
19	LED Par Zoom	6'	link	*181*	74	stage wash	
20	50deg	7'	*127 (P)*	*143*	14	front light 1	
21	50deg	8'	*125*	*53*	29	front light 2	
		9'					
22	50deg	10'	*124 (P)*	*142*	116	special	
		11'					
23	LED Par Zoom	12'	123 (nd)	*193*	75	stage wash	
		13'					
24	50deg	14'	*122*	*52*	15	front light 1	
25	50deg	15'	*121 (P)*	*47 (h15)*	30	front light 2	
		16'	*120 (P)*				
		17'					
26/27	36deg/26deg	18'	*119 (2fer)*	*51*	46	side light 1	
		19'	*118 (P)*				
		20'	*117 (P)*				
		21'					
28/29	36deg/26deg	22'	*116 (2fer)*	*50*	54	side light 2	
		23'	*115 (P)*				
		24'	*114 (P)*				
30/31	36deg/26deg	drop bar	*113 (2fer)*	*49*	62	side light 3	
Note: (P) circuits can be soft patched in the dimmer room. **See attached sheet for available dimmers.**							

Paramount Theatre
2nd Electric Unit Schedule Units Numbered SR to SL

Used: Source Four Leko 2 19deg, 6 26deg, 6 36deg
2 50deg, 5 LED Par Zoom

Unit	Type	Position	Circuit	Dimmer	Channel	Purpose	Color
1/2	36deg/26deg	drop bar	*184 (P,2fer)*	*2 (h2)*	59	side light 3	
		24'					
		23'					
3/4	36deg/26deg	22'	*183 (P, 2fer)*	*46 (h14)*	51	side light 2	
		21'	*182*	*72 →*	→	this dimmer is used on 3rd electric	
		20'	*181 (P)*				
		19'	*180 (P)*				
5/6	36deg/26deg	18'	*179 (2fer)*	*71*	43	side light 1	
		17'					
		16'	*178 (P)*				
		15'	*177 (P)*				
		14'	*176*	*70*			
		13'	*175 (P)*				
7	LED Par Zoom	12'	link	205	76	stage wash	
		11'	*174 (P)*				
8	50deg	10'	*173*	69	117	special	
		9'					
		8'					
		7'	*172 (P)*				
9	LED Par Zoom	6'	link	*217*	77	stage wash	
		5'	*171*				
10	19deg	4'	*170*	*68*	118	special	
		3'	*169 (P)*				
		2'	*168 (P)*				
		1'					
		0.5	*167*	*67*			
11	LED Par Zoom	CTR	link	*229*	78	stage wash	
		0.5	*166 (P)*				
		1'					
		2'	*165 (P)*				
		3'					
12	19deg	4'	*164*	*66*	119	special	
		5'	*163*				
13	LED Par Zoom	6'	link	*241*	79	stage wash	
		7'	*162 (P)*				
		8'					
		9'					
14	50deg	10'	*161*	*65*	120	special	
		11'					
15	LED Par Zoom	12'	*160 (nd)*	*253*	80	stage wash	
		13'	159 (P)				
		14'	*158*	*64*			
		15'	*157 (P)*				
		16'	*156 (P)*				
		17'					
16/17	36deg/26deg	18'	*155 (2fer)*	*63*	47	side light 1	
		19'	*154 (P)*				
		20'	*153 (P)*				
		21'					
18/19	36deg/26deg	22'	*152 (2fer)*	*62*	55	side light 2	
		23'	*151 (P)*				
		24'	*150 (P)*				
20/21	36deg/26deg	drop bar	*149 (2fer)*	*61*	63	side light 3	
Note: (P) circuits can be soft patched in the dimmer room**. See attached sheet for available dimmers.**							

3rd Electric Unit Schedule Units Numbered SR to SL

Used: Source Four Leko 6 36deg, 6 26deg 2 50deg.
6 3-cell cyc units 5 LED Par Zoom

Unit	Type	Position	Cir/Dim	patch circuits	patch dimmer	Channel	Purpose
1/2	36deg/26deg	drop bar		*210 (P, 2fer)*	*134*	60	side light 3
		24'	210				
		23'					
3/4	36deg/26deg	22'		*209 (2fer)*	*76*	52	side light 2
		21'	209/76				
		20'					
		19'	208				
5/6	36deg/26deg	18'		*208 (P, 2fer)*	*135*	44	side light 1
		17'	207				
	cyc	16'		207 (P)	131	91	cyc wash 1
7	cyc	15'	206/75	205 (P)	130	94	cyc wash 2
	cyc	14'		204 (P)	129	97	cyc wash 3
		13'	205				
		12'	204	llink	*265*	81	
		11'					
	cyc	10'		202 (P)	131	91	cyc wash 1
8	cyc	9'	203/74	205 (P)	130	94	cyc wash 2
	cyc	8'		204 (P)	129	97	cyc wash 3
		7'	202				
9	LED Par Zoom	6'	201	link	*277*	82	stage wash
10	50deg	5'		*203*	*74*	121	special
	cyc	4'		201 (P)	128	92	cyc wash 1
11	cyc	3'	200/73 X	199 (P)	126	95	cyc wash 2
	cyc	2'		198 (P)	125	98	cyc wash 3
		1'	199				
12	LED Par Zoom	CTR		link	*289*	83	stage wash
		1'	198				
	cyc	2'		196 (P)	128	92	cyc wash 1
13	cyc	3'	197/72	199 (P)	126	95	cyc wash 2
	cyc	4'		198 (P)	125	98	cyc wash 3
		5'	196				
14	50deg	6'	195	197	72	122	special
15	LED Par Zoom	7'		186 (nd)	*301*	84	stage wash
	cyc	8'	194/76 X	192 (P)	123	93	cyc wash 1
16	cyc	9'		193 (P)	124	96	cyc wash 2
	cyc	10'	193	195 (P)	127	99	cyc wash 3
		11'					
		12'	192	186 2fer link	313	85	
		13'					
	cyc	14'	191/75	192 (P)	123	93	cyc wash 1
17	cyc	15'		193 (P)	124	96	cyc wash 2
	cyc	16'	190	190 (P)	127	99	cyc wash 3
		17'					
18/19	36deg/26deg	18'	189	*189 (P, 2fer)*	*133*	48	side light 1
		19'					
		20'	188/74 X				
		21'					
20/21	36deg/26deg	22'	187	187 (P,2fer)	121	56	side light 2
		23'	186				
		24'					

Paramount Theatre Patch Bay Dimmer
Schedule

Circuit	Dimmer			Circuit	Available Dimmers
Used in house plot					*at patch bay*
184	H2 (2)				H1 (1)
130	H3 (3)				H4 (4)
parellel	H5 (5)				H16 (48)
dimmers	H6 (6)				H17 (79)
currently	H7 (23)				H18 (80)
used	H8 (24)				H20 (82)
in	H9 (25)				104
the	H10 (26)				105
house	H11 (43)				106
patch	H12 (44)				107
68	H13 (45)				108
183	H14 (46)				109
121	H15 (47)				110
64	H19 (81)				111
80	97				112
136	98				113
138	99				114
20	100				115
24	101				116
148	102				117
36	103				118
187	121				119
95	122				120
192	123				138
193	124				139
198	125				144
199	126				
190/195	127				at house positions
196/201	128				8, far catwalk HL
204	129				21, far catwalk HR
205	130				77, proc wall SR & SL
202/207	131				
56/96	132				
189	133				
210	134				
208	135				
84	136				
141	137				
40	140				
55	141				
124	142				
127	143				
Dimmers 8 & 21 are located at the house left and house right ends of the					
2nd (far) catwalk respectively. Dimmer 77 is located back of the proscenium					
wall stage right and stage left.					
Dimmers H5 - H12 are used in the house plot.					

Paramount Theatre
Line Set Schedule

Line	Description	Dis frm PL	Removable
1	Grand Border - 48' wide x 12' high, medium blue velour	1' 9"	yes
2	Grand Traveler - 44' wide x 25' high, medium blue velour	2' 8.5"	
3	general purpose	3' 5"	
4	Front Projection Screen (20' x 35')	4' .5"	
5	1st Electric	5' 8.5"	
6	general purpose	6' 9.75"	
7	1st Sound Shell (Cloud)	7' 9.875"	
8	1st Legs - 10' wide x 25' high, black velour	8' 9.5"	yes
9	2nd Border - 48' wide x 10' high, black velour	9' 6.75"	yes
10	2nd Electric	10' 10.5"	
11	general purpose	11' 8.5"	
12	general purpose	12' 4.5"	
13	general purpose	13' .75"	
14	Mid-Stage Traveler - 44' wide x 25' high, black velour	13' 8.75"	
15	general purpose	14' 9"	
16	*Upstage Projection Screen (20' x 20')*	15' 7.75"	yes
17	3rd Border - 48' wide x 10' high, black velour	16' 4.5"	yes
18	2nd Legs - 10' wide x 21' high, black velour	17' 0"	yes
19	3rd Electric	18' 2.75"	
20	2nd Sound Shell (Cloud)	19' 6.5"	
21	Rear Traveler - 44' wide x 25' high, black velour	20' 10.5"	
22	general purpose	22' 4.25"	
23	general purpose	23' .25"	
24	Cyclorama - 48' wide x 25' high, muslin horiz. seamed	23' 8.25"	yes
	Double Purchase Fly System		
	Available weight: 4200lbs		
	there are also 3, 20lb and 3, 40lb bricks (empty baton weight)		
	on each of our 8 empty, general purpose batons.		
	General Purpose Arbor Capacity: (8ft arbor, 6in weights) 1825lbs max.		
	General Purpose Baton Capacity: 900lbs max.		
	Baton Lenghts: batons 1-22, 52' 6"...batons 23, 24, 50'. **Baton Dia:** 2in		
	Softgoods: All softgoods are 50% fullness sewed in.		
	All Travelers are guillotine/traveler combination.		
	There are no scrims available.		
	The Rear Projection Screen, on line 16, is a movable screen and		
	may be on another line...always check.		

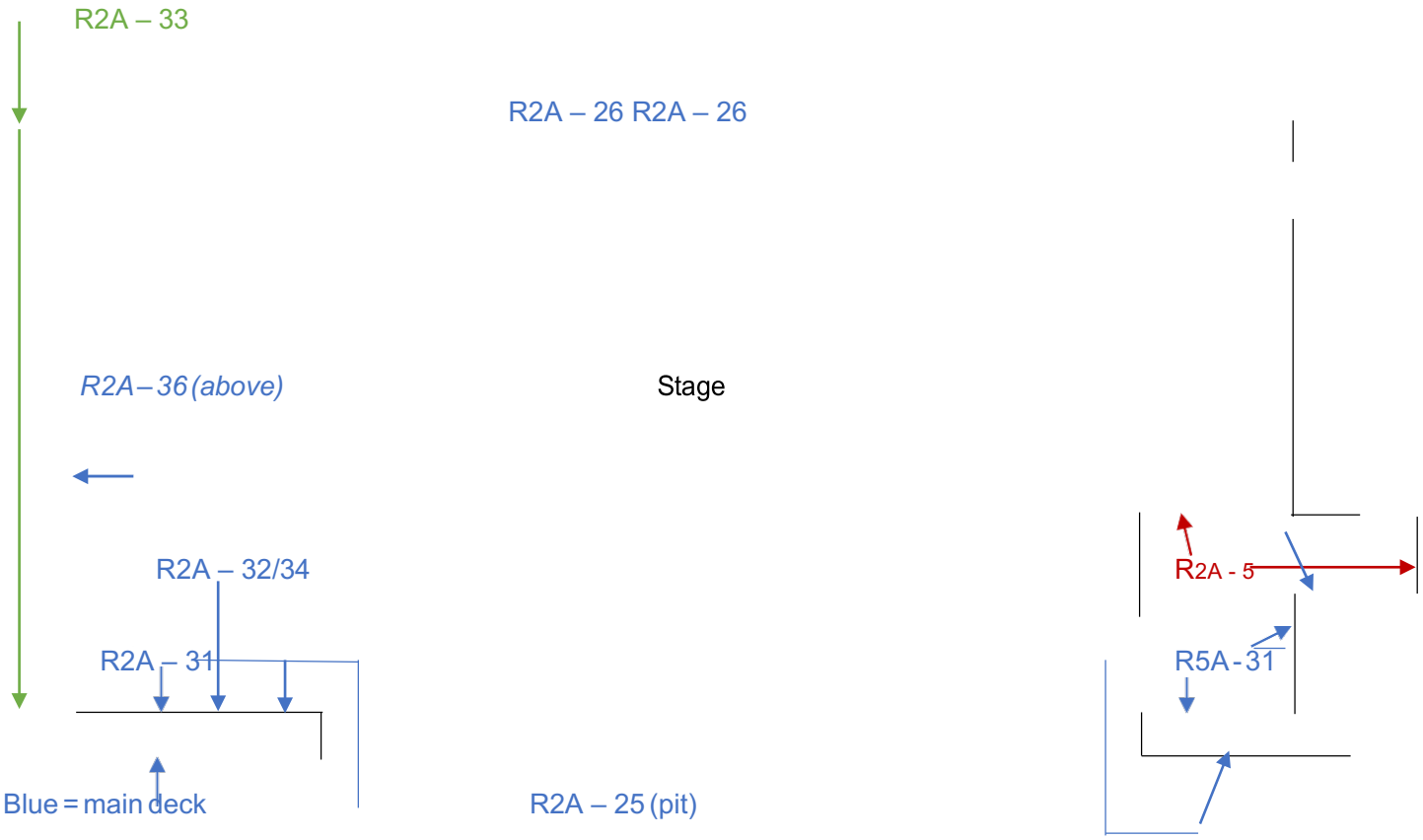

Paramount Theatre

20amp Circuit Layout

Clean circuit: R2A-5, R2A-25

R2A-32/34, R2A-36, R2A-33

Paramount Theater..... Circuit / Dimmer Schedule

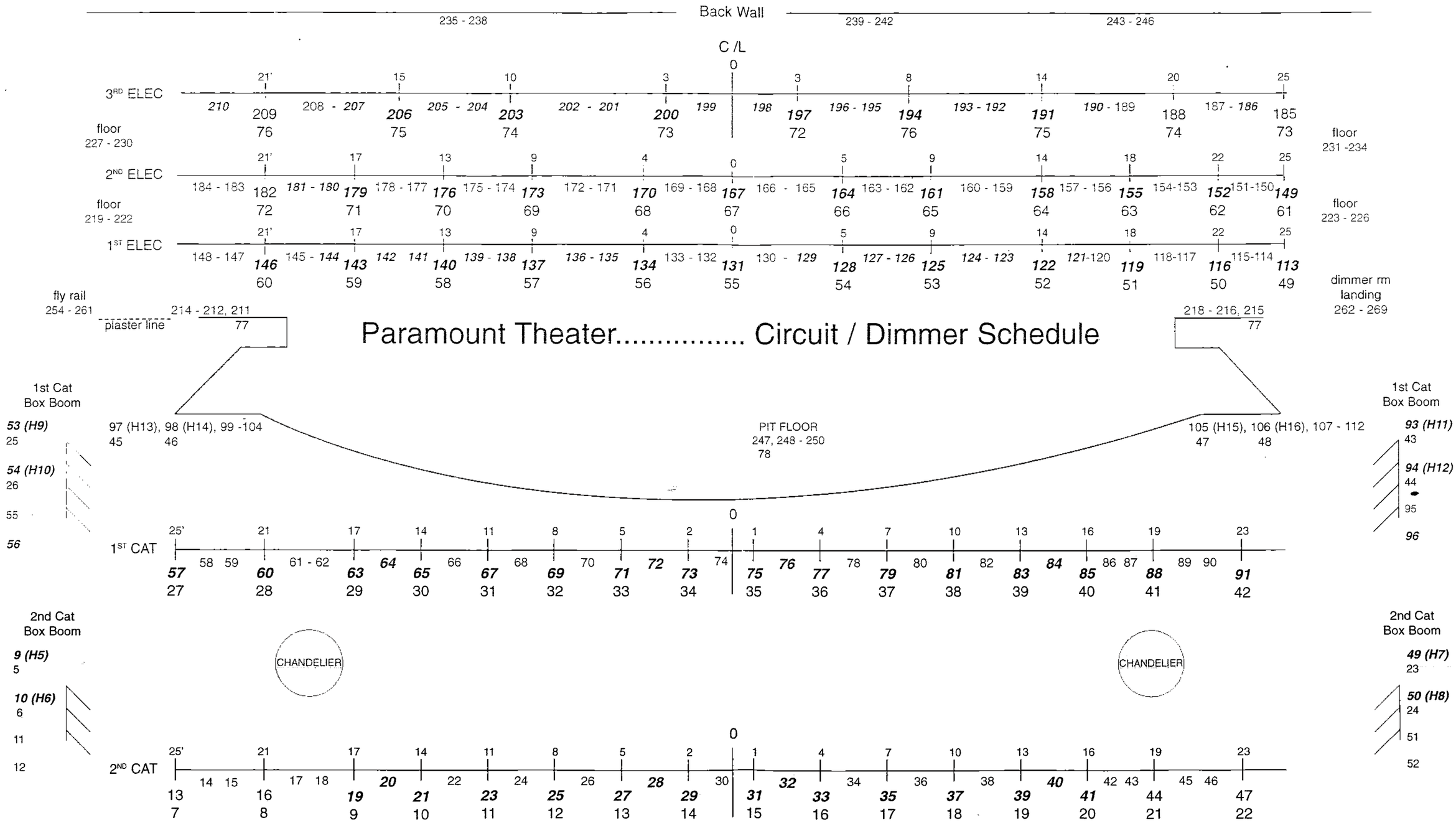

feet from center (0)

Circuit used in house hang
Dimmer

1 (H1), 2 (H2)
1 2

5 (H3), 6 (H4)
3 4

FRONT OF HOUSE POSITIONS
Follow spot booth, 88' throw at 12*
Back of balcony rails, 99' throw at 13*
Front of balcony rail, 70' throw at 14*
2nd Cat, 54' throw at 30*
2nd Cat Box Boom, 52' throw at 25*
1st Cat, 35' throw at 51*
1st Cat Box Boom, 31' throw at 45*

OVER STAGE POSITIONS
(from plaster line)
1st Elec, 6' 2"
2nd Elec, 10' 10"
3rd Elec, 18' 2"

There are 269 circuits in the house.....
with 78 dimmers to dedicated circuits.....
and 68 dimmers (in the dimmer room) to accommodate undedicated circuits.....(H1 - H16 are in parallel with noted house circuits.)

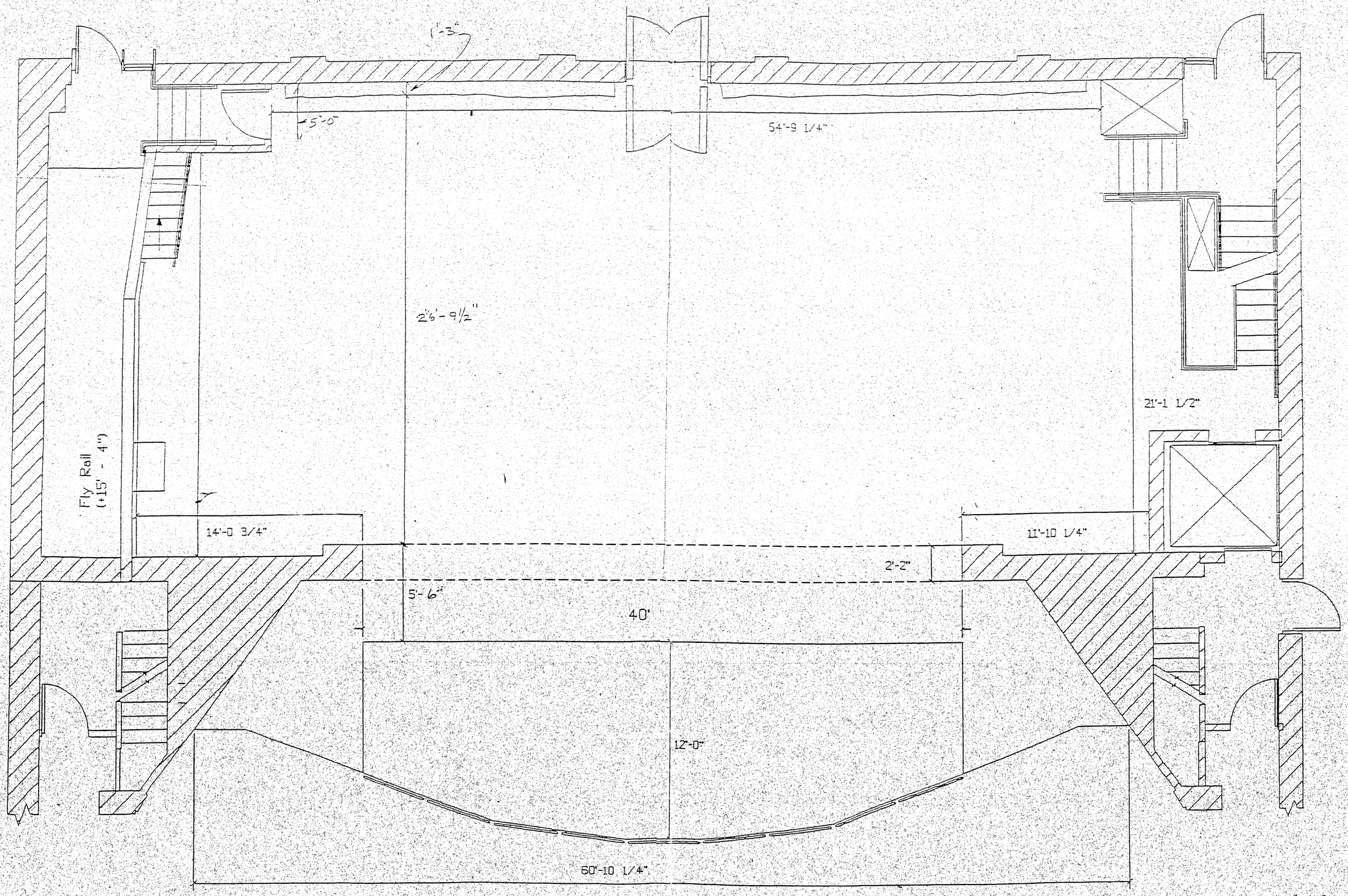
1'-3"
5'-0"
54'-9 1/4"
2'6"-9 1/2"
21'-1 1/2"
Fly Rail
(+15' - 4")
14'-0 3/4"
11'-10 1/4"
2'-2"
5'-6"
40'
12'-0"
60'-10 1/4"

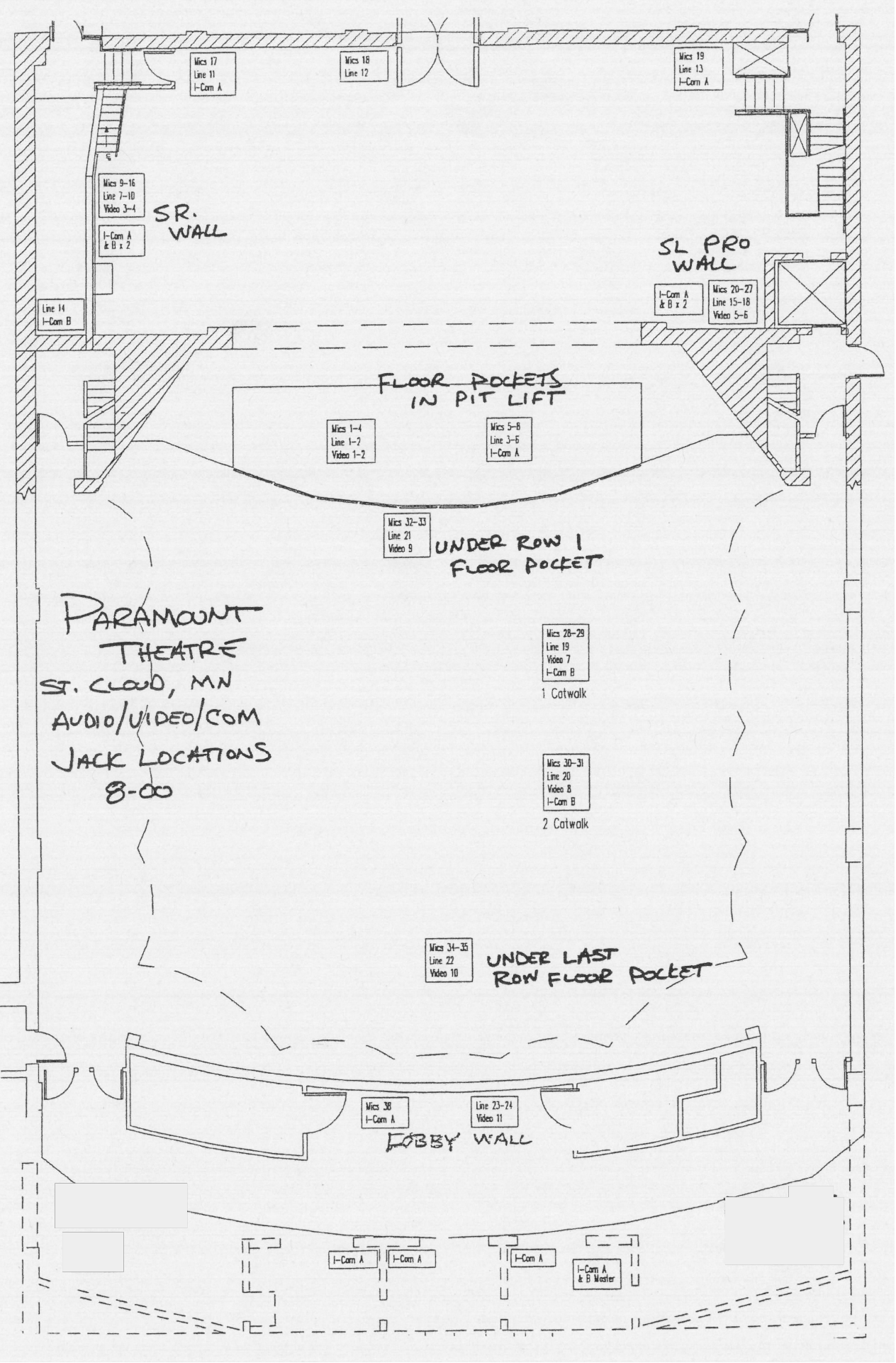
Mics 17
Line 11
I-Com A
Mics 18
Line 12
Mics 19
Line 13
I-Com A
Mics 9-16
Line 7-10
Video 3-4
SR. WALL
I-Com A & B x 2
SL PRO WALL
I-Com A & B x 2
Mics 20-27
Line 15-18
Video 5-6
Line 14
I-Com B
FLOOR POCKETS IN PIT LIFT
Mics 1-4
Line 1-2
Video 1-2
Mics 5-8
Line 3-6
I-Com A
Mics 32-33
Line 21
Video 9
UNDER ROW 1 FLOOR POCKET
PARAMOUNT THEATRE
ST. CLOUD, MN
AUDIO/VIDEO/COM
JACK LOCATIONS
8-00
Mics 28-29
Line 19
Video 7
I-Com B
1 Catwalk
Mics 30-31
Line 20
Video 8
I-Com B
2 Catwalk
Mics 34-35
Line 22
Video 10
UNDER LAST ROW FLOOR POCKET
Mics 38
I-Com A
Line 23-24
Video 11
LOBBY WALL
I-Com A
I-Com A
I-Com A
I-Com A & B Master

Stage Floor Plan
Paramount Theatre, St. Cloud, MN

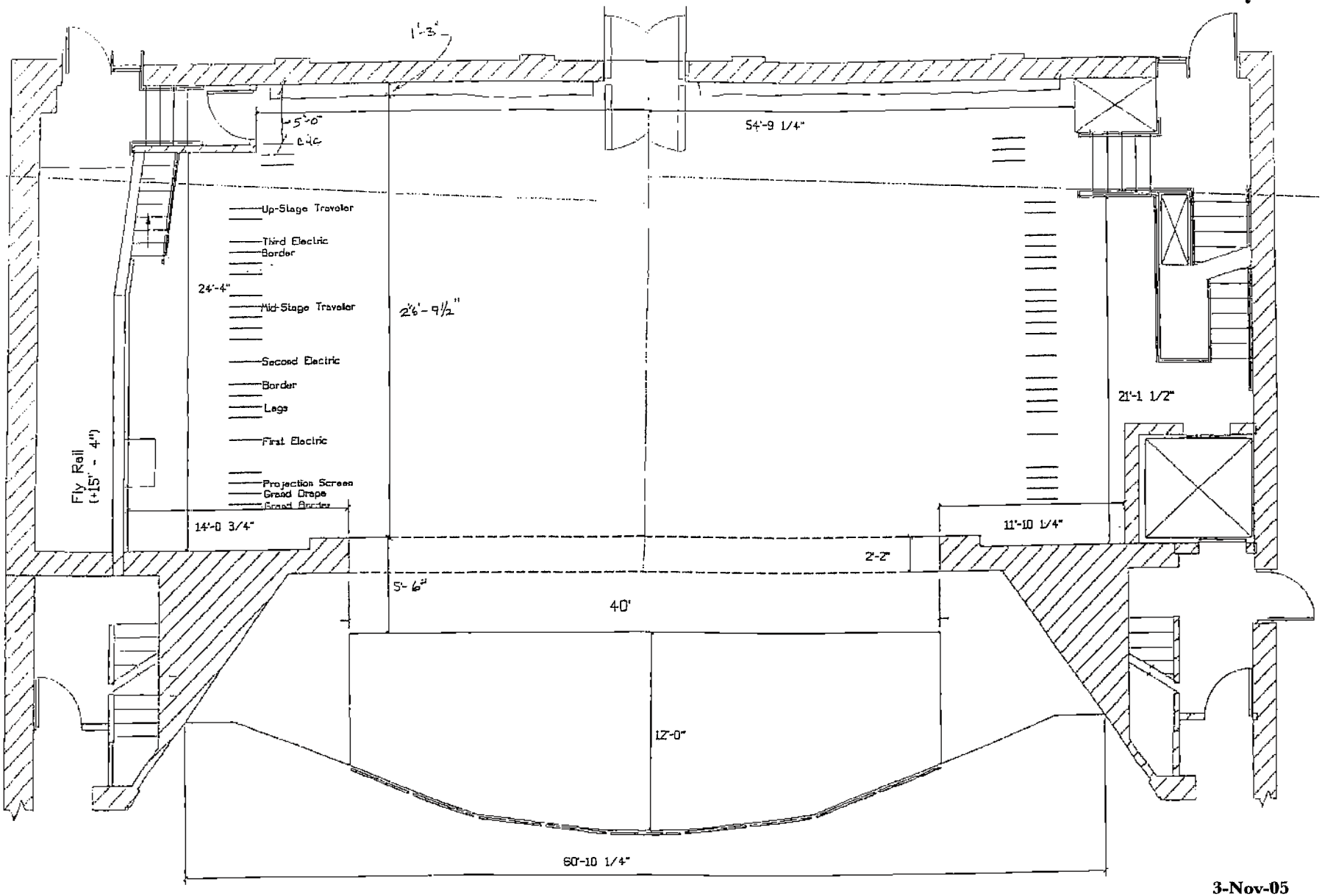

3-Nov-05